

VFTX302

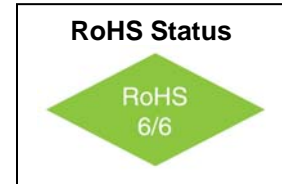
TCXO with Voltage Control Option

5x7mm Surface Mount, Clipped Sine Wave/CMOS



Features

- Frequency range of 10MHz to 40MHz
- Excellent Frequency Stability
- Low Phase noise
- Wide range of pullability options
- Low power consumption



Applications

- Portable equipment
- Telecommunications
- Data acquisition

Parameter	Symbol	Condition	Min	Typ	Max	Unit	Note
Frequency Range	F		10 26		40 40	MHz	5V 3V
Frequency Stability	$\Delta F/F$	Vs. Operating Temperature				ppm	See "How to Order"
		Vs. Supply Voltage Vs. Aging / Year		± 0.2 ± 1		ppm/V ppm	
Operating Temperature Range	T		0° -40°		+70° +85°	°C	Order Code B Order Code G
Output		Clipped Sine	0.8Vp-p minimum				
Load		10K Ω //10pF					
Supply Voltage	V _{CC}	External 150pF decoupling capacitor recommended	4.75 3.15	5.00 3.30	5.25 3.45	V	Order Code D Order Code E
Voltage Control	V _C		0.5 0.5		4.5 2.5	V	
Input Impedance			1M			Ω	
Pullability						ppm	See Ordering Information
Deviation slope		<i>Monotonic positive</i>					
Linearity			-10		+10	ppm/V	
Modulation BW			10			KHz	3dB BW
SSB Phase Noise		@100 Hz @ 1 KHz @10 KHz		-115 -135 -150		dBc/Hz	Fo=13MHz
Start up					2	ms	



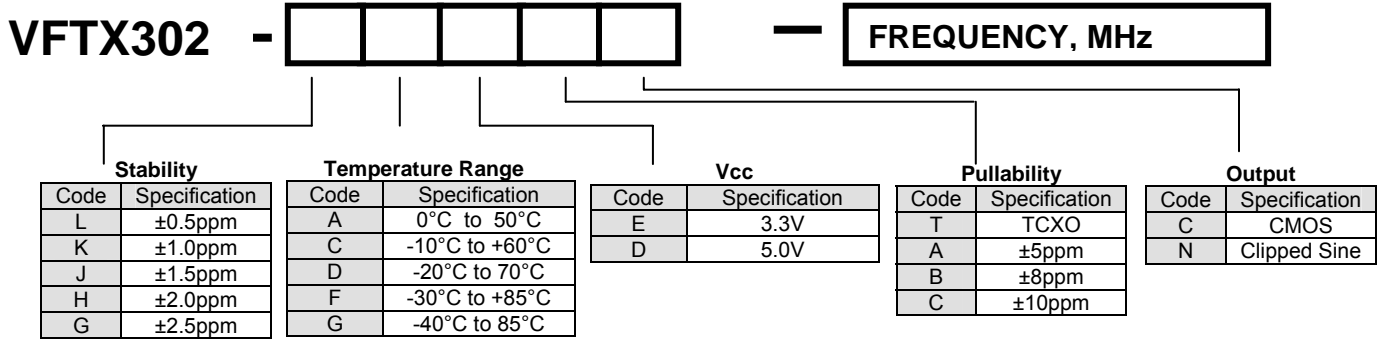
VFTX302

TCXO with Voltage Control Option

5x7mm Surface Mount, Clipped Sine Wave/CMOS



How to Order

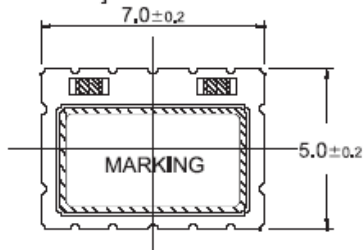


Freq. Vs Temp Availability

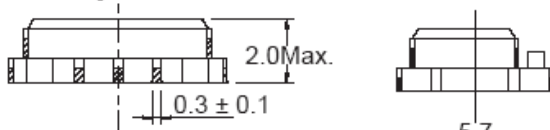
Temp (°C)	L: ±0.5ppm	K: ±1.0ppm	J: ±1.5ppm	H: ±2.0ppm	G: ±2.5ppm
A: 0°C to +50°C	♦	♦	♦	♦	♦
C: -10°C to +60°C	♦	♦	♦	♦	♦
D: -20°C to +70°C	♦	♦	♦	♦	♦
F: -30°C to +85°C	o	♦	♦	♦	♦
G: -40°C to +85°C	o	♦	♦	♦	♦

o case by case
♦ available

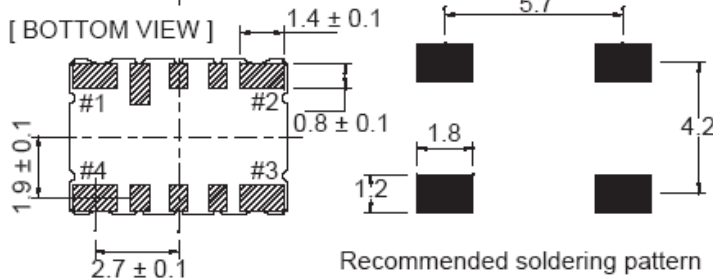
[TOP VIEW]



[SIDE VIEW]



[BOTTOM VIEW]



Recommended soldering pattern

PIN	Specification
1	Vc or GND
2	GND
3	Output
4	Vcc

